



UWI

CAVE HILL CAMPUS
BARBADOS, WEST INDIES



STUDENT GUIDE TO NAVIGATING CHOL

Table of Contents

OVERVIEW	2
LOGIN PROCESS	2
UNSUCCESSFUL LOGIN	2
ACCESSING CHOL DASHBOARD.....	3
ACCESSING YOUR STUDENT PROFILE.....	3
ACCESSING VIEW GRADES.....	4
NAVIGATING THE STUDENT PROFILE LANDING PAGE.....	5
CURRICULUM AND COURSES.....	5
PRIOR EDUCATION AND TESTING	6
NAVIGATING THE STUDENT PROFILE ADDITIONAL LINKS.....	7
DEGREE EVALUATION	8
REQUEST OVERRIDE	8
STUDENT SCHEDULE	9
VIEW ATTENDANCE	10
VIEW GRADES	11
ACADEMIC TRANSCRIPT.....	12
REGISTRATION FEE ASSESSMENT.....	12
ACCOUNT SUMMARY	13
ACCOUNT SUMMARY BY TERM.....	13
WITHDRAWAL INFORMATION	14

OVERVIEW

Welcome to the upgraded CHOL! This manual will guide you in navigating the key features of CHOL, beginning with how to access the application.

LOGIN PROCESS

The CHOL website will be accessed using your network account password, i.e. the same login credentials you use to access MyElearning and the computers in the lab.

To login to CHOL follow these steps:

- ✓ Navigate to the URL <https://www.cavehill.uwi.edu/chol/home.aspx>
- ✓ Click the “**CHOL Login**” i.e. the blue button on the top right-hand side of the page
- ✓ Click “**Enter Secure Area**”. You will be redirected to the login screen to sign into your account as shown below. Login information uses the following format.
 - User-name - enter your Student ID. E.g. 400001010
 - Password – enter your **network password**. I.e. your *eLearning password*.

Note you are NO LONGER required to use a PIN to log in.



THE UNIVERSITY OF THE WEST INDIES
CAVE HILL CAMPUS

Sign in to your account

<input type="text" value="Username"/>	<input type="text" value="Password"/>	<input type="button" value="Sign In"/>
---------------------------------------	---------------------------------------	--

Remember me on this computer

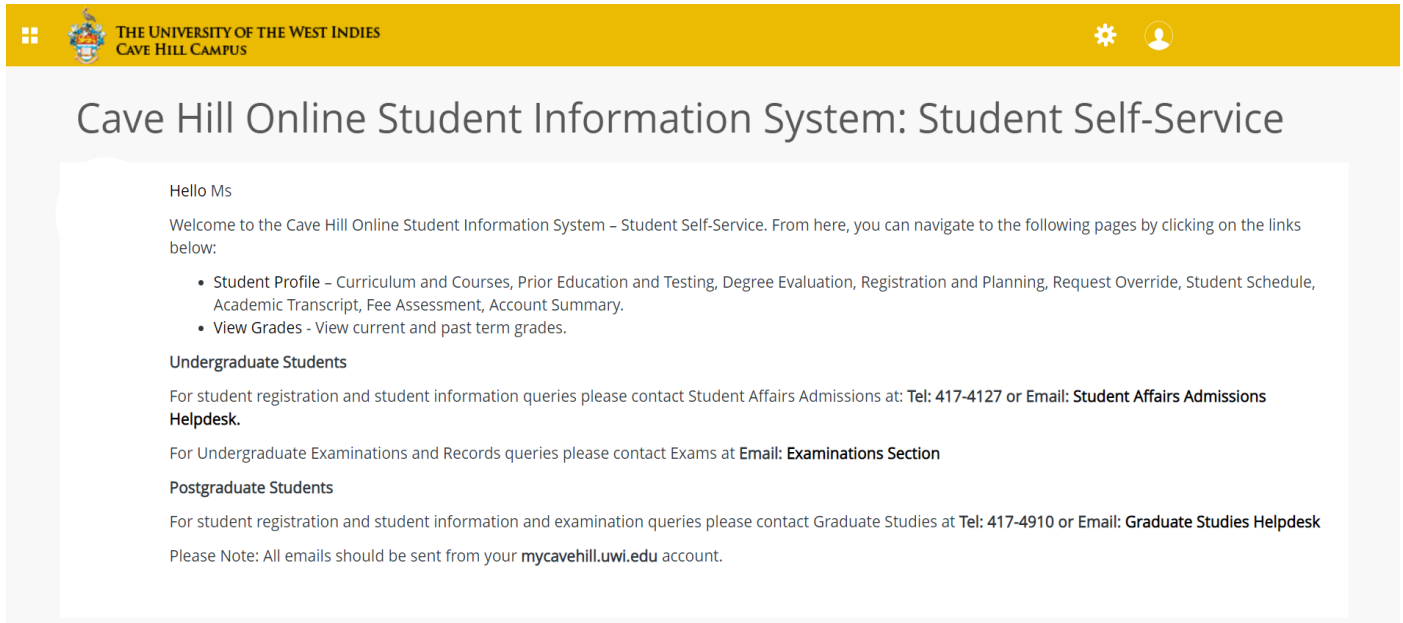
UNSUCCESSFUL LOGIN

If you are unable to sign in:

- ✓ Visit <https://reset.cavehill.uwi.edu/> to reset your password
- ✓ Follow the instructions on the website to create a new password
- ✓ If you are still unable to sign in, contact the IT Service Desk:
 - Telephone: (246) 417-4595
 - Email: itservicedesk@cavehill.uwi.edu

ACCESSING CHOL DASHBOARD

After successful login, you will be presented with the CHOL landing page as seen below:



The screenshot shows the top navigation bar of The University of the West Indies, Cave Hill Campus, with a yellow background. Below the header, the main title reads "Cave Hill Online Student Information System: Student Self-Service". The content area is white and contains a greeting "Hello Ms", a welcome message, and a list of navigation links. The links include "Student Profile" (circled in red in the original image), "View Grades", "Undergraduate Students", and "Postgraduate Students". Contact information for Student Affairs Admissions, Examinations Section, and Graduate Studies is also provided.

THE UNIVERSITY OF THE WEST INDIES
CAVE HILL CAMPUS

Cave Hill Online Student Information System: Student Self-Service

Hello Ms

Welcome to the Cave Hill Online Student Information System - Student Self-Service. From here, you can navigate to the following pages by clicking on the links below:

- Student Profile - Curriculum and Courses, Prior Education and Testing, Degree Evaluation, Registration and Planning, Request Override, Student Schedule, Academic Transcript, Fee Assessment, Account Summary.
- View Grades - View current and past term grades.

Undergraduate Students

For student registration and student information queries please contact Student Affairs Admissions at: **Tel: 417-4127** or **Email: Student Affairs Admissions Helpdesk**.

For Undergraduate Examinations and Records queries please contact Exams at **Email: Examinations Section**

Postgraduate Students

For student registration and student information and examination queries please contact Graduate Studies at **Tel: 417-4910** or **Email: Graduate Studies Helpdesk**

Please Note: All emails should be sent from your **mycavehill.uwi.edu** account.

ACCESSING YOUR STUDENT PROFILE

Select the "**Student Profile**" by clicking on the link as shown below:

- **Student Profile** - Curriculum and Courses, Prior Education and Testing, Degree Evaluation, Registration and Planning, Request Override, Student Schedule, Academic Transcript, Fee Assessment, Account Summary.
- View Grades - View current and past term grades.

You will now be presented with your Student Profile landing page. The student profile page provides a general overview of the following information:

- ✓ Student academic standing
- ✓ Student biographical data
- ✓ Degree programme information i.e. faculty, level,
- ✓ Curriculum hours & GPA
- ✓ List of registered courses
- ✓ Prior Education and Testing Information

THE UNIVERSITY OF THE WEST INDIES
CAVE HILL CAMPUS

Student • Student Profile

Student Profile -

Term: 2012/2013 Semester II | Standing: Good Standing, as of 2012/2013 Semester II | Overall Hours: 90 | Overall GPA: 3.04 | Registration Notices: 4 | Holds: 0

Student Information Notes: 0

Bio Information

Email:
Phones:
Gender:
Date of Birth:
Citizenship:
Emergency Contact:
Emergency Phone:

General Information

Level:
Class:
Status:
Student Type:
Residency:
Campus:
First Term Attended:
Matured Term:
Last Term Attended:
Leave of Absence:

Graduation Information

Awarded Degree:
Term:
Date:

Advisors

Advisors are not assigned for the selected term.

CURRICULUM, HOURS & GPA

Primary	Secondary	Hours & GPA
Degree:	Bachelor of Science	
Level:	Undergraduate	
Programme:	Hospitality & Tour Mgmt BSC C	
College:	Social Sciences	
Major:	Hospitality & Tourism Mgmt	
Department:	Management Studies	
Concentration:	Not Provided	
Minor:	Not Provided	
Concentration:	Not Provided	
Admit Type:	Normal	
Admit Term:	2011/2012 Semester I	
Catalogue Term:	2011/2012 Semester I	

REGISTERED COURSES

Course Title	Details	CRN	Hours	Registration Status	Instructor
Industrial Relations	MGMT 3018...	21684	0	**Web Registered**	Elsaworth Young
Sustainable Tourism	TOUR 3001...	21848	3	**Web Registered**	Cristina Hejga Jonsson
Industrial Relations	MGMT 3018...	21679	3	**Web Registered**	Elsaworth Young
Sustainable Tourism	TOUR 3001...	21849	0	**Web Registered**	Cristina Hejga Jonsson
Tourism Marketing	TOUR 3002...	21850	3	**Web Registered**	Dr. Sherma Roberts
Tourism Marketing	TOUR 3002...	21851	0	**Web Registered**	Dr. Sherma Roberts
Project	TOUR 3006...	21853	3	**Web Registered**	Dr. Sherma Roberts
Business Strategy and Policy	MGMT 3031...	21702	3	**Web Registered**	Dr. Akhentoolouwe Corbin

ACCESSING VIEW GRADES

On the main Profile page, select **"View Grades"** by clicking on the link as shown below:

- Student Profile – Curriculum and Courses, Prior Education and Testing, Degree Evaluation, Registration and Planning, Request Override, Student Schedule, Academic Transcript, Fee Assessment, Account Summary.
- **View Grades** - View current and past term grades.

NAVIGATING THE STUDENT PROFILE LANDING PAGE

CURRICULUM AND COURSES

This section of the profile page shows a breakdown of your curriculum, hours and GPA. Toggle between the tabs under the heading “*Curriculum, Hours & GPA*” to access each sub-section. You can also view a list of your “*Registered Courses*” at the bottom of this section. This list is generated according to the “*Term*” selected.

CURRICULUM, HOURS & GPA

Primary Secondary **Hours & GPA**






Degree: Bachelor of Science
Level: Undergraduate
Programme: Hospitality & Tour Mgmt BSC C
College: Social Sciences
Major: Hospitality & Tourism Mgmt
Department: Management Studies
Concentration: Not Provided
Minor: Not Provided
Concentration: Not Provided
Admit Type: Normal
Admit Term: 2011/2012 Semester I
Catalogue Term: 2011/2012 Semester I

REGISTERED COURSES

Course Title	Details	CRN	Hours	Registration Status	Instructor
Industrial Relations	MGMT 3018...	21684	0	**Web Registered**	Eisworth Young
Sustainable Tourism	TOUR 3001...	21848	3	**Web Registered**	Cristina Helga Jonsson
Industrial Relations	MGMT 3018...	21679	3	**Web Registered**	Eisworth Young
Sustainable Tourism	TOUR 3001 ...	21849	0	**Web Registered**	Cristina Helga Jonsson
Tourism Marketing	TOUR 3002...	21850	3	**Web Registered**	Dr. Sherma Roberts
Tourism Marketing	TOUR 3002 ...	21851	0	**Web Registered**	Dr. Sherma Roberts
Project	TOUR 3006...	21853	3	**Web Registered**	Dr. Sherma Roberts
Business Strategy and Policy	MGMT 3031...	21702	3	**Web Registered**	Dr Akhentoolove Corbin

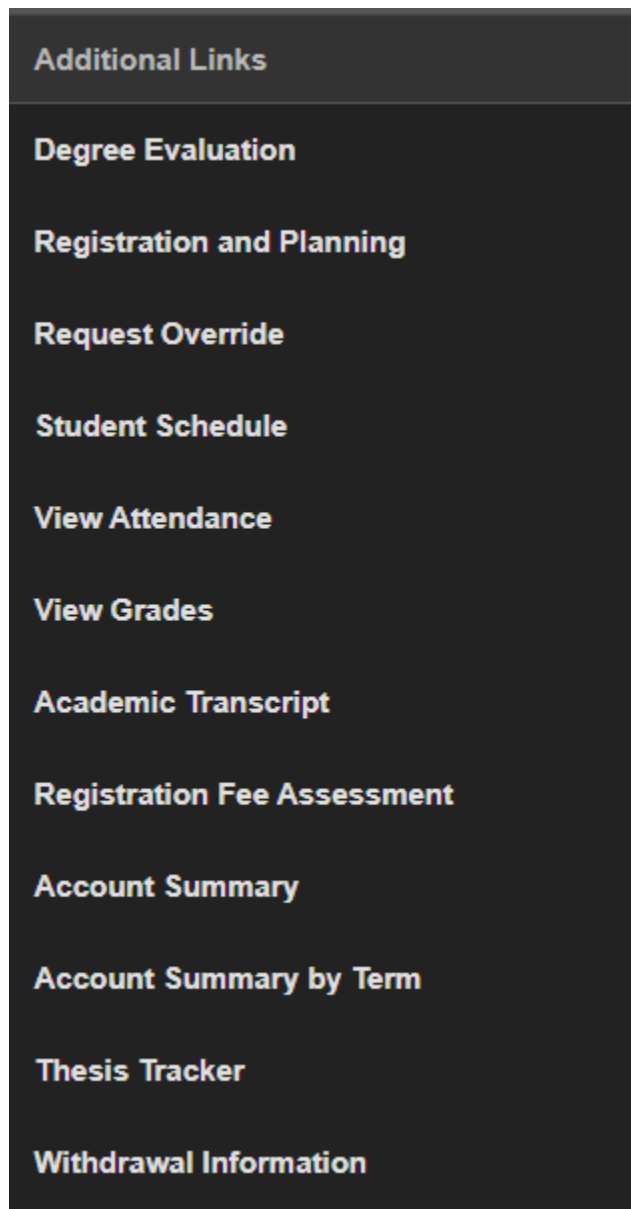
PRIOR EDUCATION AND TESTING

This section shows your prior education and testing, identifying the schools attended and degrees or certificates awarded.

PRIOR EDUCATION 				
Secondary Education				
No data available.				
Post Secondary Education				
School Name	Degree Description...	Attended Dates	Reported Hours	GPA
Barbados Community College	Undeclared	08/30/2004 - 11/11/2006		2.1
Univ of the West Indies, CH	Bachelor of Science/2...	09/19/2007 - 06/05/20...		2.1
TESTING Records 5 				
Description 	Date 	Source 		
CXC English A Gen	06/30/2001			
CXC Food & Nutrition Gen	06/30/2001			
CXC Home Econ Mgmt Gen	06/30/2001			
CXC Integrated Science Gen	06/30/2001			
CXC Mathematics Gen	06/30/2001			

NAVIGATING THE STUDENT PROFILE ADDITIONAL LINKS

The menu bar on the left shows a list of “***Additional Links***” which allow you to access specific academic information in key areas. Use the scroll bar on the right to expand the page and show the full list of additional links in the menu bar on the left.



DEGREE EVALUATION

The Degree Evaluation link allows students to see their overall performance to date in their degree programme.

- ✓ Select “***Degree Evaluation***”
- ✓ You will be redirected to your Degree Evaluation Record on CHOL as shown in the image below.

The screenshot shows the top navigation bar of the University of the West Indies website, including the logo and the text "THE UNIVERSITY OF THE WEST INDIES AT CAVE HILL, BARBADOS". Below the navigation bar, there are tabs for "Personal Information" and "Student and Financial Aid". A search bar with a "Go" button is visible, along with links for "RETURN TO MENU", "SITE MAP", "HELP", and "EXIT". The main heading is "Degree Evaluation Record". A message states: "You may generate a degree evaluation for the curriculum(s) listed below. To view evaluation results, select a program." Under "Curriculum Information", the following details are listed: Program: Info Tech & Mgmt BSC C, Catalog Term: 2008/2009 Semester I, Level: Undergraduate, Campus: Cave Hill, College: Science & Technology, Degree: Bachelor of Science, First Major: Info Tech & Management, and Department: Comp Science, Maths & Physics. A link to "Email your advisor : Sujit Bag" is provided. At the bottom, there are links for "View Previous Evaluations", "Generate New Evaluation", "What-if Analysis", and "View Holds".

REQUEST OVERRIDE

The Request Override link allows students to request permission from a faculty to register for a course where the student would have encountered a restriction preventing registration.

- ✓ Select “***Request Override***”
- ✓ You will be redirected to the “***Override Request Submission***” page on CHOL as shown in the image below.
- ✓ Follow the prompts as directed to submit a request form

The screenshot shows the top navigation bar of the University of the West Indies website, including the logo and the text "THE UNIVERSITY OF THE WEST INDIES AT CAVE HILL, BARBADOS". Below the navigation bar, there is a dropdown menu for "Other Campuse:" and a "GO" button. Links for "CHOL | eLearning | myCaveHill Mail | Directory | Calendar | Sitemap" are visible. The breadcrumb "Home » CHOL" is shown at the bottom left.

Override Request Submission Form

Students please note: Overrides are only granted in exceptional cases, usually to final year students. Overrides are not given for electives or for required courses offered in each semester.

Please complete the form below to indicate the problem you are having. Note that all fields are required.

Subject Code: [SELECT A SUBJECT CODE] ▾

STUDENT SCHEDULE

The Student Schedule link allows students to view a breakdown of their class schedule based on their registered courses.

- ✓ Select “**Student Schedule**”
- ✓ You will be redirected to the “**Student Schedule**” page on CHOL as shown in the image below
- ✓ This list is generated according to the “**Term**” selected
- ✓ If you would like to email or print a copy of your schedule, click the relevant icon on right side of page

The screenshot shows the 'View Registration Information' page for The University of the West Indies, Cave Hill Campus. The 'Class Schedule' section is active, displaying a table of registered courses for the 2011/2012 Semester I. The table includes columns for Title, Details, Hours, CRN, Schedule Type, Grade Mode, Level, Part Of Term, Date, Status, and Message. Below the table, the 'Schedule' section shows a weekly class schedule grid for the 2011/2012 Semester I, with columns for days of the week (Monday to Sunday) and rows for time slots (00, 01, 02, 03).

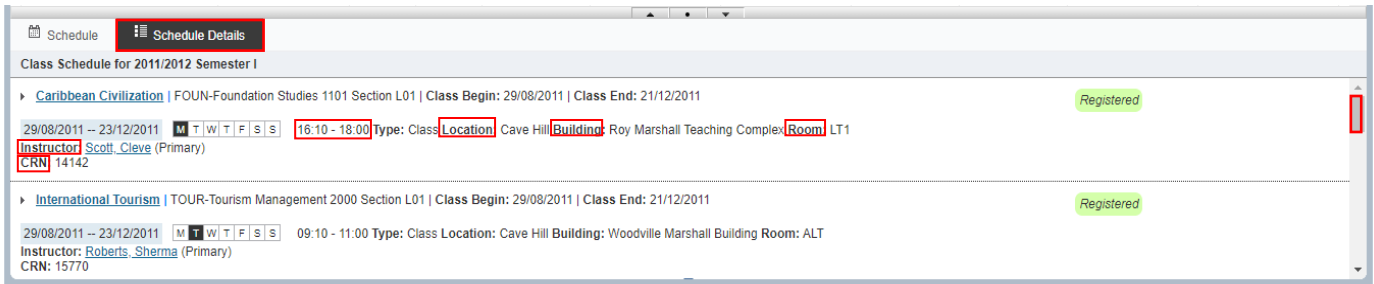
Title	Details	Hours	CRN	Schedule Type	Grade Mode	Level	Part Of Term	Date	Status	Message
Caribbean Civilization	FOUN 1101, L01	3	14142	Lecture	Pass/Fail	Undergraduate	Full Term	29/08/2011	Registered	**Web Regist...
International Tourism	TOUR 2000, L01	3	15770	Lecture	Standard Letter	Undergraduate	Full Term	29/08/2011	Registered	**Web Regist...
International Tourism	TOUR 2000, T03	0	15772	Tutorial/Discu...	Standard Letter	Undergraduate	Full Term	29/08/2011	Registered	**Web Regist...
Introduction Accounting for Man...	ACCT 2019, T01	0	14924	Tutorial/Discu...	Standard Letter	Undergraduate	Full Term	29/08/2011	Registered	**Web Regist...
Introduction Accounting for Man...	ACCT 2019, L01	3	14923	Lecture	Standard Letter	Undergraduate	Full Term	29/08/2011	Registered	**Web Regist...
Organisational Behaviour	MGMT 2008, L02	3	15533	Lecture	Standard Letter	Undergraduate	Full Term	20/09/2011	Registered	**Registered"...

- ✓ Students can view their weekly class schedule by **time** and **day** as seen in the image below.
- ✓ Select “**Schedule**”
- ✓ Use the scroll bar on the right to expand the page and show the full schedule.

The screenshot shows the 'Schedule' section of the Student Schedule page, displaying a weekly class schedule grid for the 2011/2012 Semester I. The grid has columns for days of the week (Monday to Sunday) and rows for time slots (09, 10, 11, 12). The grid shows colored blocks representing courses: International Tourism (orange) on Tuesday, Transportation and Tourism (purple) on Wednesday, and Introduction Accounting for Managers (green) on Tuesday. A scroll bar is visible on the right side of the grid.

	Monday	Tuesday	Wednesday	Thursday	Friday	Saturday	Sunday
09		International Tourism	Transportation and Tourism				
10							
11			Transportation and Tourism				
12		Introduction Accounting for Managers					

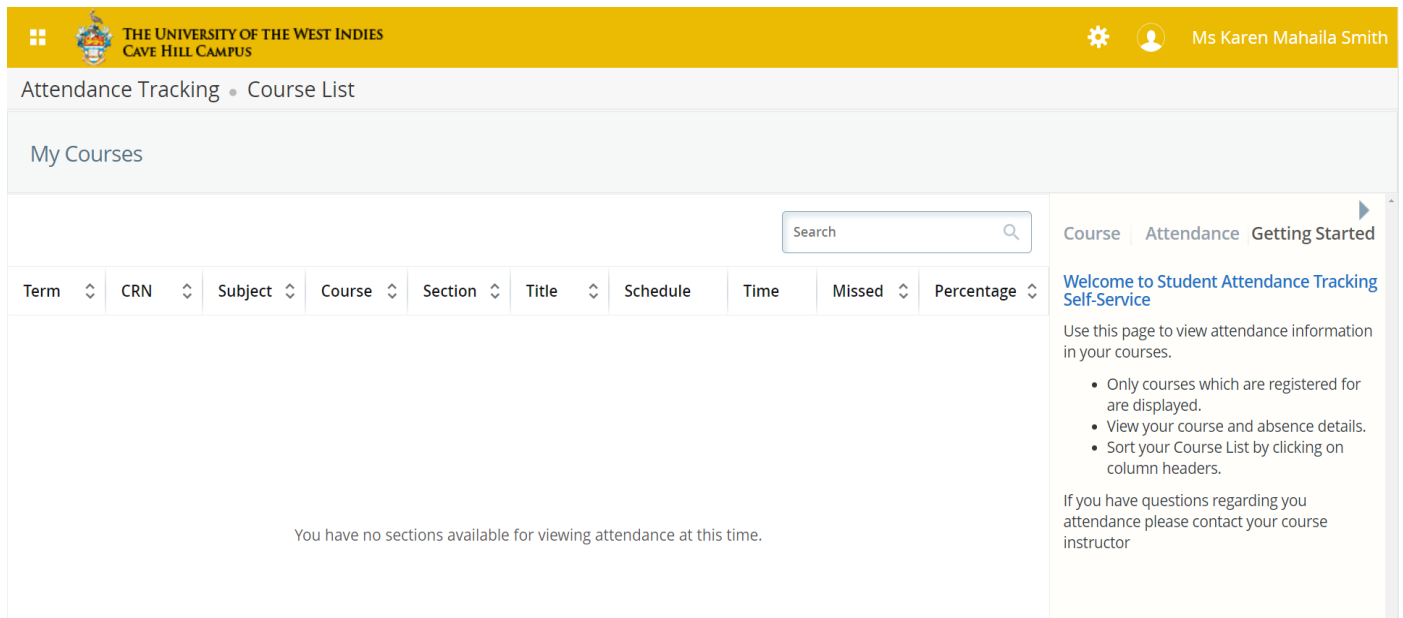
- ✓ Students can view detailed information relating to their registered courses
- ✓ Select “*Schedule Details*”
- ✓ Use the scroll bar on the right to expand the page and show the full schedule details



VIEW ATTENDANCE

The View Attendance link presents students with a student attendance tracking self-service.

- ✓ Select “*View Attendance*”
- ✓ You will be redirected to the “*View Attendance*” page on CHOL as shown in the image below
- ✓ This list is generated according to the “*Course*” selected. Only courses which you are registered will be displayed based on attendance information entered by instructor



VIEW GRADES

The View Grade link allows students to view their grades.

- ✓ Select the “*View Grades*” link under the welcome sentence of the page.
- ✓ Select the term and level applicable to you. The ones you want to view.

The screenshot shows the top navigation bar of The University of the West Indies, Cave Hill Campus. Below the header, the page title is "View Grades". The user is identified as "Miss" with a profile icon. The main content area shows "Student Grades - Miss" and a student ID "(417XXXXXX)". There are two dropdown menus: "Select a Term" and "Select a Course Level". The "Select a Term" dropdown is open, showing options: "All Terms", "2019/2020 Semester II", and "2019/2020 Semester I". The "Select a Course Level" dropdown is also open, showing options: "All Course Levels", "Continuing Education", and "Undergraduate".

- ✓ You will now be presented with the list of your grades for the term/s and level you selected

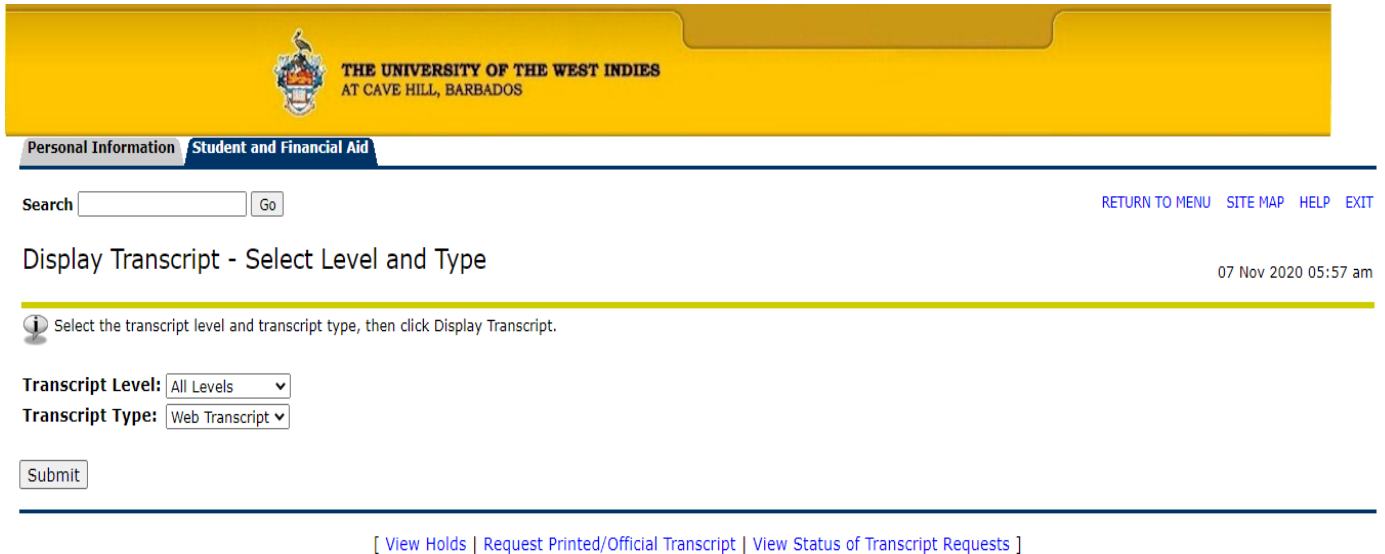
The screenshot shows the results page for the selected term and level. The header is the same as the previous screenshot. The user is now identified as "Shannon" with a profile icon. The main content area shows "Student Grades - Miss Shannon" and a student ID "(417XXXXXX)". There are two dropdown menus: "All Terms" and "Undergraduate". Below the dropdowns, there is a "GPA Summary" section with a "View Details" link. The "GPA Summary" section has four tabs: "All Terms", "Institutional", "Transfer", and "Overall". Below the GPA summary is a "Course Work" table. The table has a search bar "Search by Course Title or Subject Code" and a search icon. The table columns are: Subject, Course Title, Campus, Midterm Gr..., Final Grade, Attempted Hours, Earned ..., GPA Hours, Quality Points, CRN, Term, and Action. The table contains several rows of course data.

Subject	Course Title	Campus	Midterm Gr...	Final Grade	Attempted Hours	Earned ...	GPA Hours	Quality Points	CRN	Term	Action
ECON 3007, L01	International Finance	C		C	3.000	3.000	3.000	6.00	20468	2019/2020 Semester II	Components
ECON 3051, L01	Development Economics	C			3.000	3.000	3.000		20484	2019/2020 Semester II	Components
MGMT 2006, L01	Management Information Sys I	C			3.000	3.000	3.000		21146	2019/2020 Semester II	Components
MGMT 3048, L01	Financial Management II	C			3.000	3.000	3.000		21291	2019/2020 Semester II	Components
MGMT 3053, L01	International Financial Mgmt	C			3.000	3.000	3.000		21300	2019/2020 Semester II	Components
ACCT 2019, L01	Intro Acctg for Managers	C			3.000	3.000	3.000		10226	2019/2020 Semester I	Components
...

ACADEMIC TRANSCRIPT

The Academic Transcript link allows students to request or display a detailed record of the subjects they have studied, and the marks and grades awarded.

- ✓ Select “**Academic Transcript**”
- ✓ You will be redirected to the “**Academic Transcript**” page on CHOL as shown in the image below
- ✓ Follow the prompts as directed to request or display your transcript

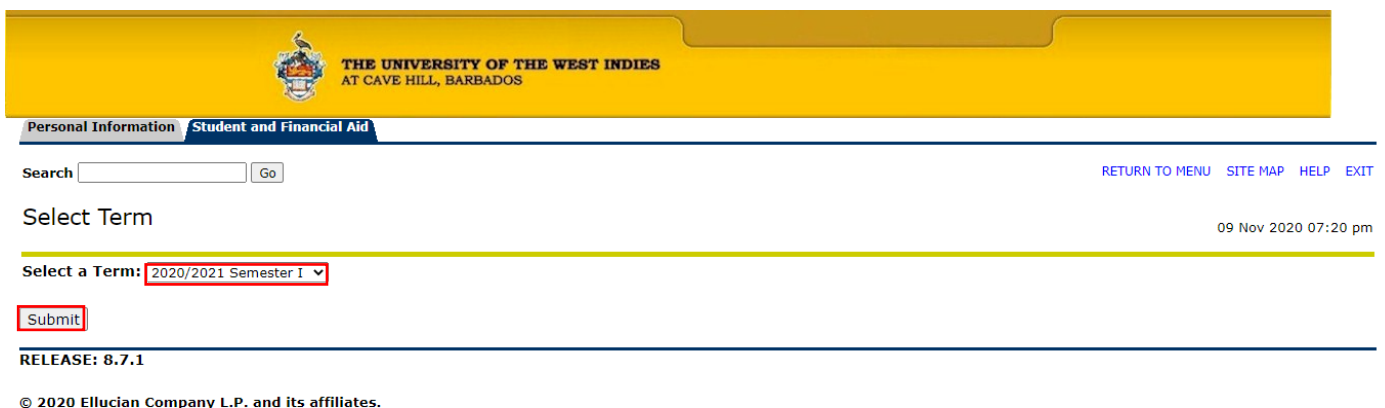


The screenshot shows the top navigation bar of the University of the West Indies website, featuring the university's crest and name. Below the navigation bar, there are tabs for 'Personal Information' and 'Student and Financial Aid'. A search bar is present with a 'Go' button. On the right side, there are links for 'RETURN TO MENU', 'SITE MAP', 'HELP', and 'EXIT'. The main heading is 'Display Transcript - Select Level and Type', with a timestamp of '07 Nov 2020 05:57 am'. An information icon and text prompt the user to 'Select the transcript level and transcript type, then click Display Transcript.' Below this, there are two dropdown menus: 'Transcript Level:' set to 'All Levels' and 'Transcript Type:' set to 'Web Transcript'. A 'Submit' button is located at the bottom left. At the bottom of the page, there are three links: '[View Holds | Request Printed/Official Transcript | View Status of Transcript Requests]'.

REGISTRATION FEE ASSESSMENT

The Registration Fee Assessment link allows students to view the breakdown of their tuition and fee charges based on their enrollment for a specific term.

- ✓ Select “**Registration Fee Assessment**”
- ✓ You will be redirected to the “**Registration Fee Assessment**” page on CHOL as shown in the image below
- ✓ Follow the prompts as directed to view the breakdown by Term



The screenshot shows the top navigation bar of the University of the West Indies website, featuring the university's crest and name. Below the navigation bar, there are tabs for 'Personal Information' and 'Student and Financial Aid'. A search bar is present with a 'Go' button. On the right side, there are links for 'RETURN TO MENU', 'SITE MAP', 'HELP', and 'EXIT'. The main heading is 'Select Term', with a timestamp of '09 Nov 2020 07:20 pm'. Below this, there is a dropdown menu for 'Select a Term:' with '2020/2021 Semester I' selected. A 'Submit' button is located at the bottom left. At the bottom of the page, there is a release version 'RELEASE: 8.7.1' and a copyright notice '© 2020 Ellucian Company L.P. and its affiliates.'

ACCOUNT SUMMARY

The Account Summary link allows students to review summarized charges and payments to their account. Here, students can also view bills and make payments.

- ✓ Select “*Account Summary*”
- ✓ You will be redirected to the “*Account Summary*” page on CHOL as shown in the image below

The screenshot shows the 'Account Summary' page for a student at the University of the West Indies. The page header includes the university's name and logo. Below the header, there are navigation tabs for 'Personal Information' and 'Student and Financial Aid'. A search bar and a 'Go' button are present. The main content area displays the 'Account Summary' with a timestamp of '09 Nov 2020 07:55 pm'. A message states: 'Review summarized charges and payments to your account. Account information includes transcript fees from the registrar, application fees from admissions, payments from financial aid, and others. Anticipated third party contract payments, financial aid payments, and memo items are NOT included in this summary.' A red box highlights a link that says 'View bills and Make payment'. Below this is a table with columns for 'Detail Code', 'Description', 'Charge', 'Payment', and 'Balance'. The table lists various charges such as 'Students' Guild Semester 1', 'Students' Guild Semester 2', 'Students' Guild Prebill', 'Students' ID Card Fee', 'Student Amenities Semester 1', 'Student Amenities Semester 2', 'Student Amenities Prebill', 'Undergrad Tuition Semester1', 'Undergrad Tuition Semester2', 'Miscellaneous Cash Clearing', 'Cash - Bank 1', and 'Third Party Payment - Barbados'. The total 'Charges' are \$13,112.00, and 'Credits and Payments' are \$13,112.00, resulting in an 'Account Balance' of \$0.00.

Detail Code	Description	Charge	Payment	Balance
FGU1	Students' Guild Semester 1	\$120.00	\$0.00	\$0.00
FGU2	Students' Guild Semester 2	\$120.00	\$0.00	\$0.00
FGUP	Student's Guild Prebill	\$0.00	\$0.00	\$0.00
FIDC	Students' ID Card Fee	\$30.00	\$0.00	\$0.00
FSM1	Student Amenities Semester 1	\$795.00	\$0.00	\$0.00
FSM2	Student Amenities Semester 2	\$795.00	\$0.00	\$0.00
FSMP	Student Amenities Prebill	\$0.00	\$0.00	\$0.00
TUC1	Undergrad Tuition Semester1	\$5,626.00	\$0.00	\$0.00
TUC2	Undergrad Tuition Semester2	\$5,626.00	\$0.00	\$0.00
CASH	Miscellaneous Cash Clearing	\$0.00	\$470.00	\$0.00
CSH1	Cash - Bank 1	\$0.00	\$1,390.00	\$0.00
TPP1	Third Party Payment - Barbados	\$0.00	\$11,252.00	\$0.00
Charges:		\$13,112.00		
Credits and Payments:			\$13,112.00	
Account Balance:				\$0.00

ACCOUNT SUMMARY BY TERM

The Account Summary by Term link allows students to view their account summary by term. Here, students can also view bills and make payments.

- ✓ Select “*Account Summary by Term*”
- ✓ You will be redirected to the “*Account Summary by Term*” page on CHOL as shown in the image below

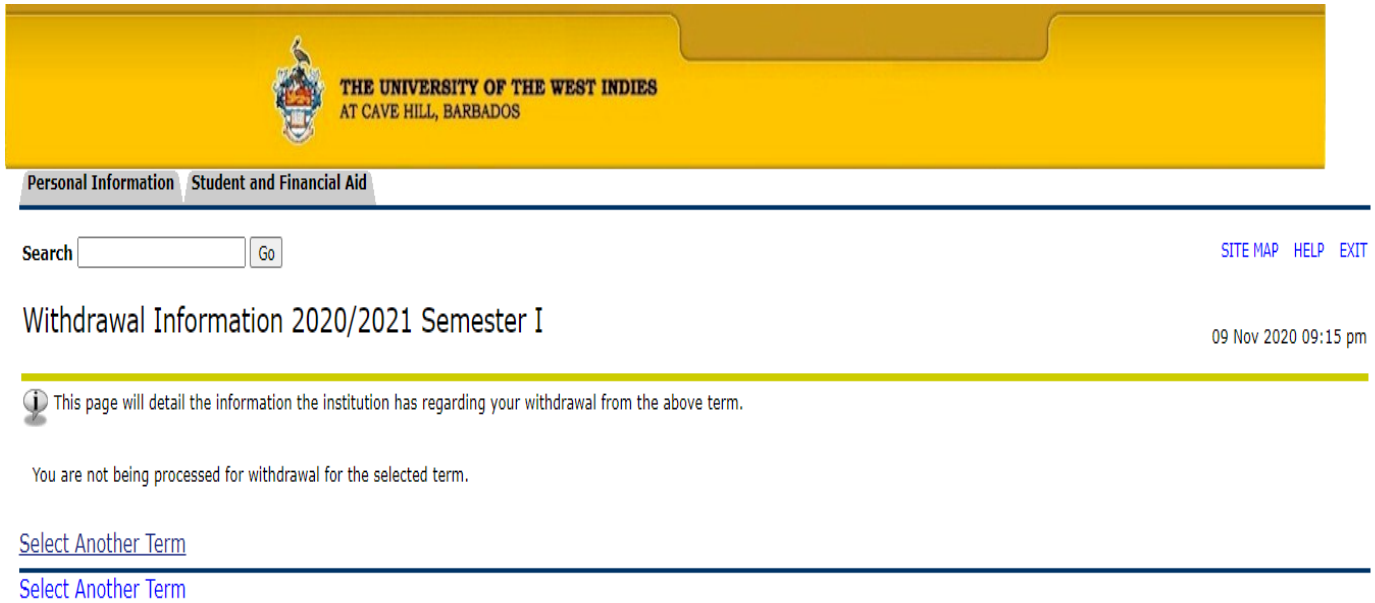
The screenshot shows the 'Account Summary by Term' page for a student at the University of the West Indies. The page header includes the university's name and logo. Below the header, there are navigation tabs for 'Personal Information' and 'Student and Financial Aid'. A search bar and a 'Go' button are present. The main content area displays the 'Account Summary by Term' with a timestamp of '09 Nov 2020 08:32 pm'. A message states: 'This is your account summary by term. Anticipated third party contract payments, financial aid, and memos are NOT included in the summary.' A red box highlights a link that says 'View bills and Make payment'. Below this is a table with columns for 'Detail Code', 'Description', 'Charge', 'Payment', and 'Balance'. The table is divided into two sections: '2013/2014 Semester II' and '2013/2014 Semester I'. Each section lists charges for 'Student's Guild Prebill' and 'Student Amenities Prebill'. The total 'Term Charges' are \$0.00, and 'Term Credits and Payments' are \$0.00, resulting in a 'Term Balance' of \$0.00 for both semesters.

Detail Code	Description	Charge	Payment	Balance
2013/2014 Semester II				
FGUP	Student's Guild Prebill	\$0.00	\$0.00	\$0.00
FSMP	Student Amenities Prebill	\$0.00	\$0.00	\$0.00
Term Charges:		\$0.00		
Term Credits and Payments:			\$0.00	
Term Balance:				\$0.00
2013/2014 Semester I				
FGUP	Student's Guild Prebill	\$0.00	\$0.00	\$0.00
FSMP	Student Amenities Prebill	\$0.00	\$0.00	\$0.00
Term Charges:		\$0.00		
Term Credits and Payments:			\$0.00	
Term Balance:				\$0.00

WITHDRAWAL INFORMATION

The Withdrawal Information link details the information the institution has regarding a student's withdrawal from a selected term.

- ✓ Select "**Withdrawal Information**"
- ✓ You will be redirected to the "**Withdrawal Information**" page on CHOL as shown in the image below



The screenshot shows the top navigation bar of the University of the West Indies website, which is yellow. It features the university's crest and the text "THE UNIVERSITY OF THE WEST INDIES AT CAVE HILL, BARBADOS". Below the navigation bar, there are two tabs: "Personal Information" and "Student and Financial Aid". A search bar is located on the left, and "SITE MAP HELP EXIT" links are on the right. The main heading is "Withdrawal Information 2020/2021 Semester I" with a timestamp "09 Nov 2020 09:15 pm". An information icon and text state: "This page will detail the information the institution has regarding your withdrawal from the above term." Below this, a message reads: "You are not being processed for withdrawal for the selected term." At the bottom, there are two links: "Select Another Term" (underlined) and "Select Another Term" (blue).