



The University of the West Indies  
Cave Hill Campus

Student Evaluations  
of

**Sample Course**

2015-16 Semester 1

COURSE REPORT

Prepared by: The Campus Quality Assurance Office (Office of the Principal)

*January 2016*

---

## How to use this course report

*This report includes:*

1. The number of evaluations completed and the number of students registered for the class.

Use these data to consider the extent to which your results may reflect the views of the average student.

2. Comparative summary tables

A snapshot of scores (means) for the course as well as the aggregate of all courses offered by the Department and Faculty this semester. Means are based on weights of 1 (lowest value) to 5 (highest value) assigned to each student's responses. 'Not applicable' and 'Don't know/Not sure' responses have been excluded from this calculation.

Use these tables to assess your performance compared to that of your peers and identify strengths and areas for improvement.

3. Detailed tables and graphs

Details of students' ratings in absolute numbers and percentages, including 'Not applicable' and 'Don't know/ Not sure' responses.

Use these to get a sense of the spread of students' ratings.

4. Students' unedited comments (where provided)

Use these to develop a better understanding of specific reasons for students' ratings and consider possible steps to enhance course design or delivery.

## Evaluations submitted

		Base	
<b>Registered Students</b>	58	<b>27</b>	47%



## Comparative Summary - Course design

With this lecturer, I was able to ...

	Sample Course	Department X	Faculty of Y
Easily follow the progression from one course topic to another	4.40	3.93	4.71
Manage the course workload/schedule	4.04	3.84	4.47
Easily see how course assessments/ assignments were related to course topics/ content	4.42	4.15	4.82
AVERAGE - Course Design	4.28	3.97	4.67

## Comparative Summary - Lecturer's Communication

	Sample Course	Department X	Faculty of Y
I understood the course learning outcomes (learning outcomes = what students should know/ be able to do by the end of the course)	4.28	3.92	4.71
I understood how I could use the knowledge/ skills developed during this course to achieve other goals (e.g. career, further study)	4.32	3.81	4.47
I understood the instructions for completing lecture assignments / assessments	4.44	4.03	4.59
I understood the criteria that the lecturer used to grade my assignments / coursework / exam/ test	4.00	3.88	4.71
AVERAGE - Communication	4.26	3.91	4.62



## Comparative Summary - Learning activities with the Lecturer

	Sample Course	Department X	Faculty of Y
Were varied (that is, involved different types of activity)	3.96	3.26	4.44
Were interesting or intellectually stimulating	4.12	3.62	4.53
Were supported by useful learning resources (e.g. handouts, electronic copies of slides, e-learning etc)	4.32	3.95	4.81
Helped me to understand the course topics / content	4.32	3.85	4.71
Encouraged me to interact / collaborate with other students about course topics	4.44	3.52	4.29
Encouraged me to draw on my previous experience or knowledge	4.28	3.81	4.59
Helped me to develop the knowledge, attitudes and skills specified in the course learning outcomes (learning outcomes = what students should know/ be able to do by the end of the course)	4.44	3.82	4.59
Required me to apply my new knowledge and skills to problems / new scenarios	4.29	3.87	4.71
Made helpful/ appropriate use of information and communications technology (eLearning, multimedia, presentation tools, e-mail etc)	4.29	3.90	4.82
<b>AVERAGE - Learning Activities</b>	<b>4.27</b>	<b>3.73</b>	<b>4.61</b>

## Comparative Summary - Feedback from the Lecturer

	Sample Course	Department X	Faculty of Y
Feedback on assignments/ in-course assessments was provided in sufficient time to be useful	4.28	3.89	4.35
Feedback helped me to develop/ improve my knowledge or skills	4.16	3.85	4.53
Grades for assignments/ in-course assessments were based only on the criteria that the lecturer had specified	4.52	4.26	4.76
<b>AVERAGE - Feedback</b>	<b>4.32</b>	<b>3.99</b>	<b>4.55</b>



### Comparative Summary - Lecturer's Overall Score

	Sample Course	Department X	Faculty of Y
OVERALL COURSE SCORE - LECTURER	4.28	3.85	4.61

### Comparative Summary - Overall Opinion - Lectures

	Sample Course	Department X	Faculty of Y
This course provided a quality learning experience	4.13	3.96	4.82
During this course, I participated fully in learning activities (class preparation, self-study, tutorials, classroom exercises etc)	4.20	4.02	4.71

### Comparative Summary - Students' Attendance

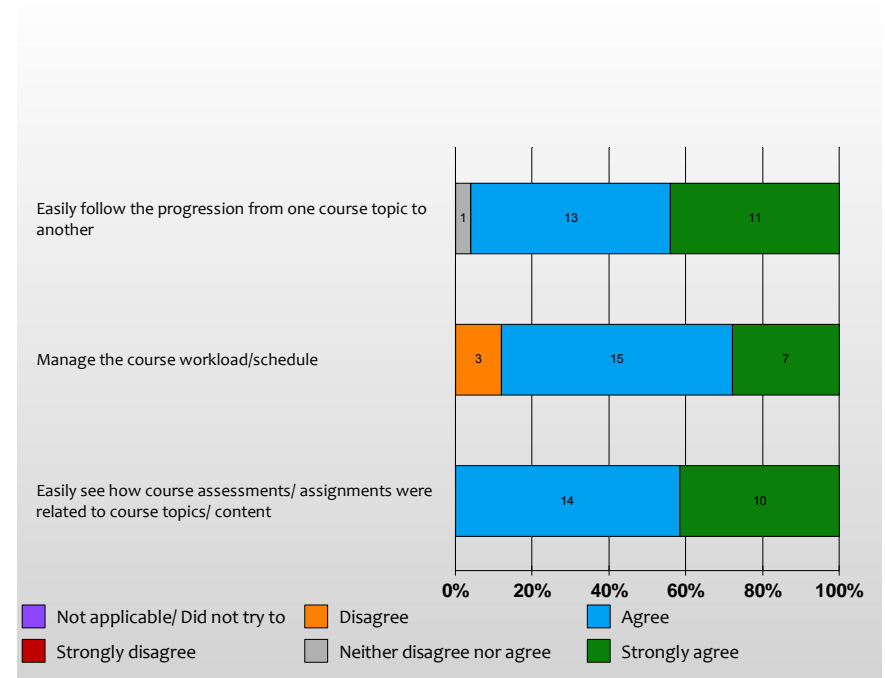
	Sample Course	Department X	Faculty of Y
	5	5	5



## Course Design

	Total	Mean	Not applicable/ Did not try to	Strongly disagree	Disagree	Neither disagree nor agree	Agree	Strongly agree
Easily follow the progression from one course topic to another	25	4.40	-	-	-	1 4.0%	13 52.0%	11 44.0%
Manage the course workload/schedule	25	4.04	-	-	3 12.0%	-	15 60.0%	7 28.0%
Easily see how course assessments/ assignments were related to course topics / content	24	4.42	-	-	-	-	14 58.3%	10 41.7%

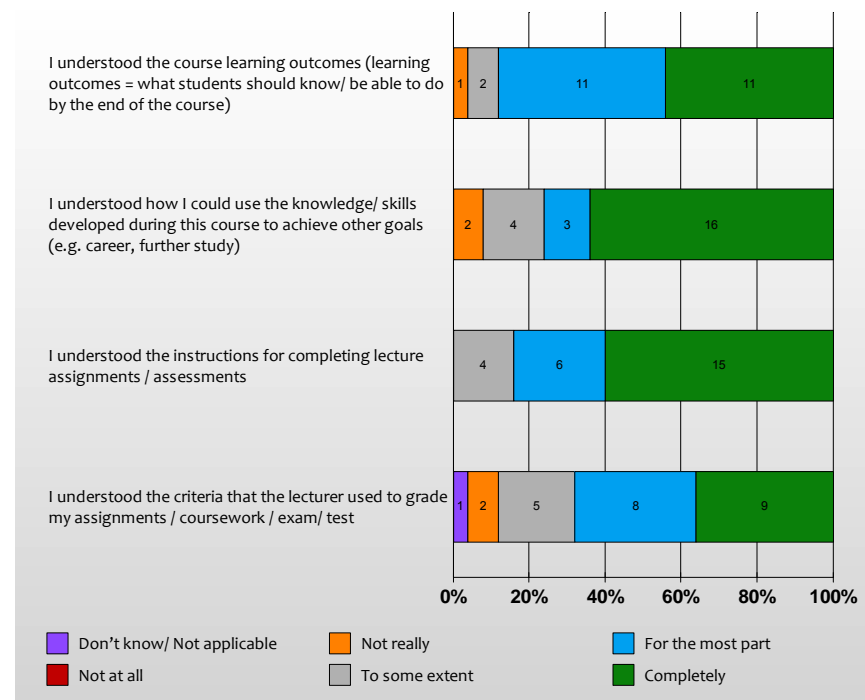
## Course Design



## Lecturer's Communication

	Total	Mean	Don't know/ Not applicable	Not at all	Not really	To some extent	For the most part	Completely
I understood the course learning outcomes (learning outcomes = what students should know/ be able to do by the end of the course)	25	4.28	-	-	1 4.0%	2 8.0%	11 44.0%	11
I understood how I could use the knowledge/ skills developed during this course to achieve ...	25	4.32	-	-	2 8.0%	4 16.0%	3 12.0%	16 64.0%
I understood the instructions for completing lecture assignments / assessments	25	4.44	-	-	-	4 16.0%	6 24.0%	15 60.0%
I understood the criteria that the lecturer used to grade my assignments / coursework / exam...	25	4.00	1 4.0%	-	2 8.0%	5 20.0%	8 32.0%	9 36.0%

## Lecturer's Communication



## Learning Activities with the Lecturer

	Total	Mean	Don't know/ Not applicable	Never	Rarely	Sometimes	Often	Usually
Were varied (that is, involved different types of activity)	25	3.96	-	1 4.0%	1 4.0%	4 16.0%	11 44.0%	8 32.0%
Were interesting or intellectually stimulating	25	4.12	-	-	1 4.0%	8 32.0%	3 12.0%	13 52.0%
Were supported by useful learning resources (e.g. handouts, electronic copies of slides, e-le...	25	4.32	-	-	1 4.0%	2 8.0%	10 40.0%	12 48.0%
Helped me to understand the course topics / content	25	4.32	-	-	-	4 16.0%	9 36.0%	12 48.0%
Encouraged me to interact / collaborate with other students about course topics	25	4.44	-	-	1 4.0%	2 8.0%	7 28.0%	15 60.0%
Encouraged me to draw on my previous experience or knowledge	25	4.28	-	-	-	5 20.0%	8 32.0%	12 48.0%

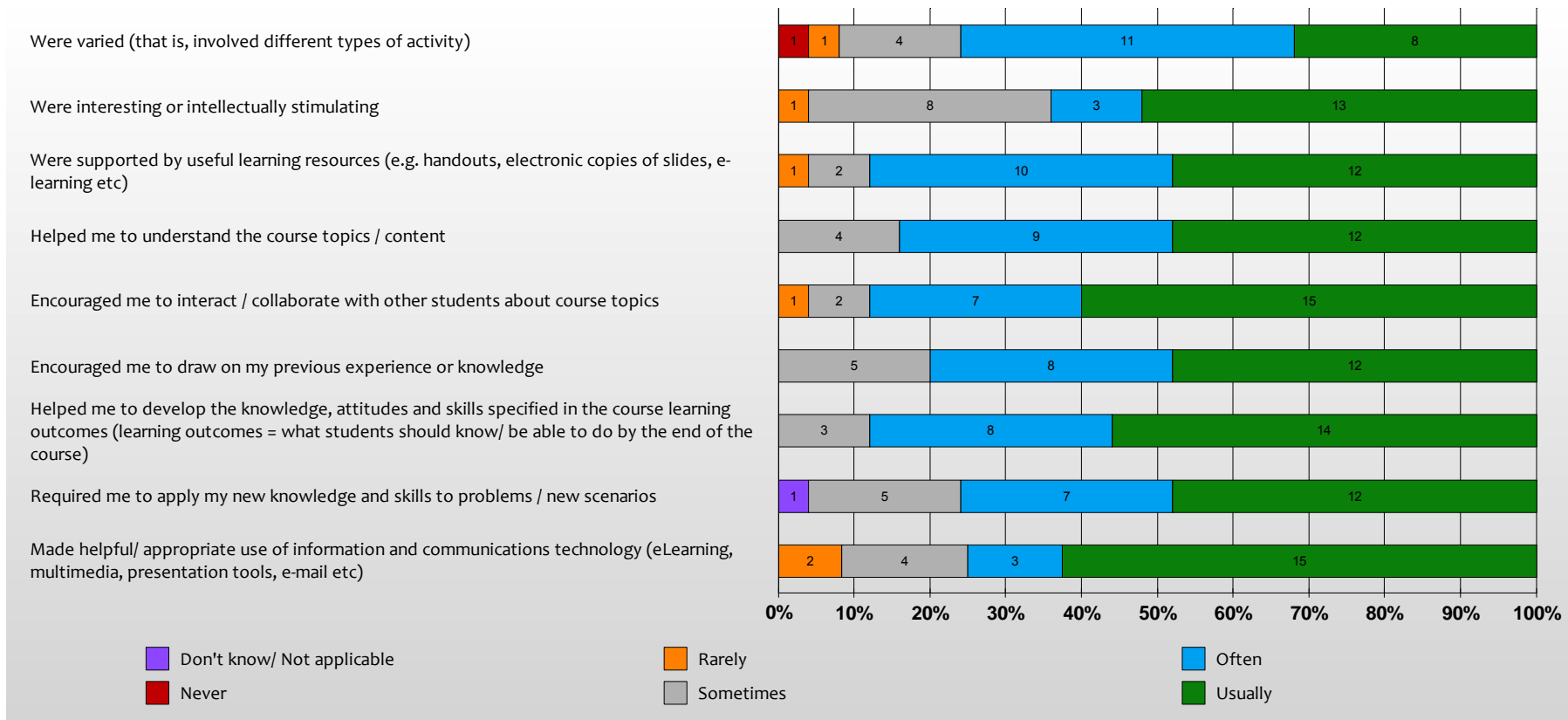
## Learning Activities with the Lecturer

	Total	Mean	Don't know/ Not applicable	Never	Rarely	Sometimes	Often	Usually
Helped me to develop the knowledge, attitudes and skills specified in the course learning ...	25	4.44	-	-	-	3 12.0%	8 32.0%	14 56.0%
Required me to apply my new knowledge and skills to problems / new scenarios	25	4.29	1 4.0%	-	-	5 20.0%	7 28.0%	12 48.0%
Made helpful/ appropriate use of information and communications technology (eLearning,...	24	4.29	-	-	2 8.3%	4 16.7%	3 12.5%	15 62.5%





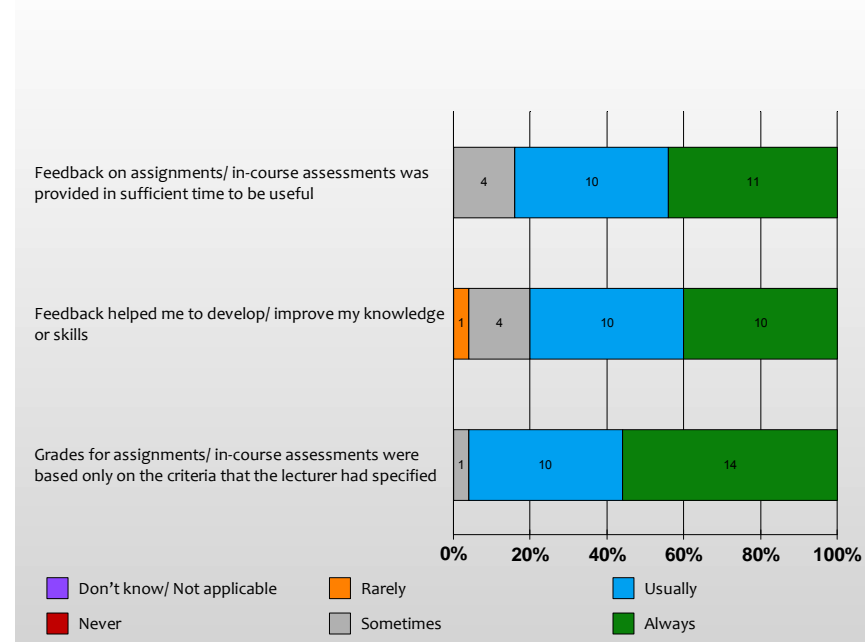
## Learning Activities with the Lecturer



## Feedback on in-course assessments from this lecturer

	Total	Mean	Don't know/ Not applicable	Never	Rarely	Sometimes	Usually	Always
Feedback on assignments/ in-course assessments was provided in sufficient time to be useful	25	4.28	-	-	-	4 16.0%	10 40.0%	11 44.0%
Feedback helped me to develop/improve my knowledge or skills	25	4.16	-	-	1 4.0%	4 16.0%	10 40.0%	10 40.0%
Grades for assignments/ in-course assessments were based only on the criteria that the lecturer had specified	25	4.52	-	-	-	1 4.0%	10 40.0%	14 56.0%

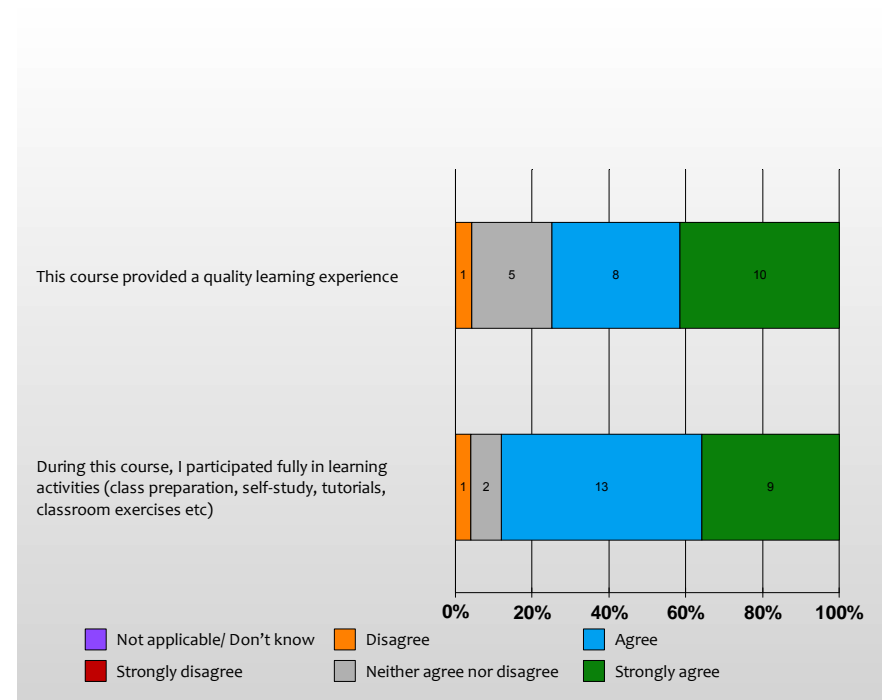
## Feedback on in-course assessments from this lecturer



## Overall opinion

	Total	Mean	Not applicable/ Don't know	Strongly disagree	Disagree	Neither agree nor disagree	Agree	Strongly agree
<b>This course provided a quality learning experience</b>	24	4.13	-	-	1 4.2%	5 20.8%	8 33.3%	10 41.7%
<b>During this course, I participated fully in learning activities (class preparation, self-study, tu...</b>	25	4.20	-	-	1 4.0%	2 8.0%	13 52.0%	9 36.0%

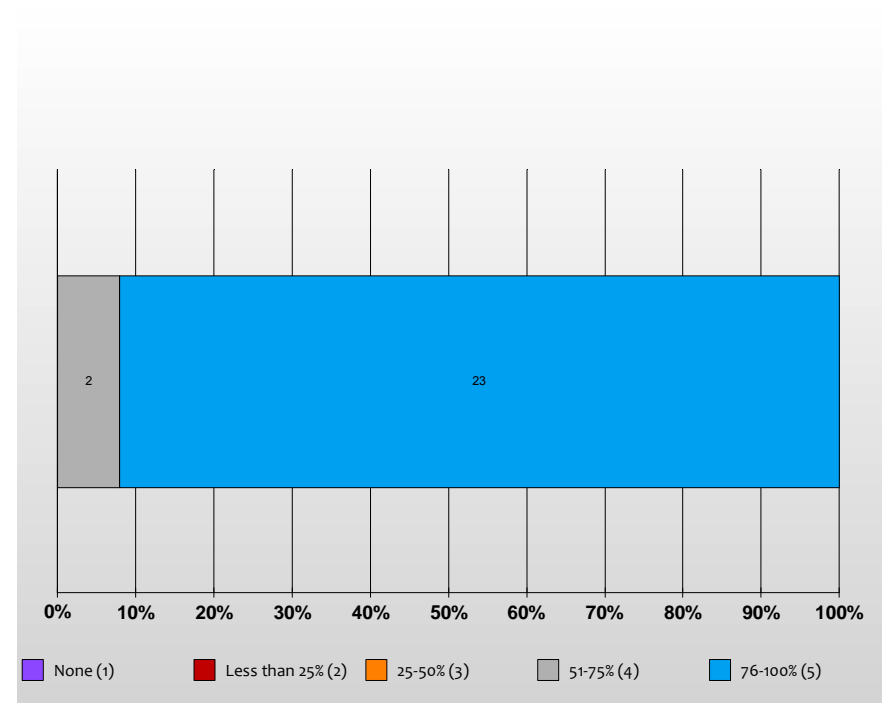
## Overall opinion



### Students' attendance

Base	Mean	None (1)	Less than 25% (2)	25- 50% (3)	51- 75% (4)	76- 100% (5)
25 100.0%	5	-	-	-	2 8.0%	23 92.0%

### Students' attendance



## What did you like best about the course?

### What did you like best about the course?

The teacher's enthusiasm and different techniques

The teacher was demanding but fair

Lecturer is prepared to teach and ensures that students understand the material

It was interesting

Nothing

the tutor was extremely considerate towards our workload and found ways to make the course manageable

The vast amount of resources given to assist in the learning process.

I liked that he never cancelled class

Class interaction

The fact that the lecturer brought materials to support what was being taught. Also, I liked the fact that the lecturer was very approachable, helpful and explained anything that could not be understood especially with assignments which made learning much easier.

Interaction with other students in class helped to build confidence and understanding

THE USE OF TECHNOLOGY



## What did you like least about the course?

### What did you like least about the course?

There wasn't anything that I disliked

should finish earlier in the semestre

I liked everything about the course.

The number of assignments clashed with other assignments for my courses.

Nothing

Too many papers to do in class.

the assignments are quite complicated

The fact that book were not available on Kindle and not available in the bookstore.

Not enough time to get the work done.

The oral presentation.

I did not really understand the criteria for the written argument



## How could the course be improved?

### How could the course be improved?

Nothing much

get the teacher a microphone and fix the ventilation.

finish earlier in the semestre

I can not think of anything that should have been done that is not being done. I am completely satisfied

Find more interesting content

I dont know.

More structured notes in class vs. seemingly unstructured practice

Go back to pass or fail

I found there was a lot to be done in the semester

Having a choice for the second part of the exam

MAYBE SOME OUTDOOR RELATABLE ACTIVITIES ...

