



The University of the West Indies  
Cave Hill Campus

Graduate  
Student Evaluations  
of

Sample Course

2015-16 Semester 1

COURSE REPORT

Prepared by: The Campus Quality Assurance Office (Office of the Principal)

*January 2016*

---

## How to use this course report

*This report includes:*

1. The number of evaluations completed and the number of students registered for the class.

Use these data to consider the extent to which your results may reflect the views of the average student.

2. Comparative summary tables

A snapshot of scores (means) for the course as well as the aggregate of all courses offered by the Faculty this semester. Means are based on weights of 1 (lowest value) to 5 (highest value) assigned to each student's responses. 'Not applicable' and 'Don't know/Not sure' responses have been excluded from this calculation.

Use these tables to assess your performance compared to that of your peers and identify strengths and areas for improvement.

3. Detailed tables and graphs

Details of students' ratings in absolute numbers and percentages, including 'Not applicable' and 'Don't know/ Not sure' responses.

Use these to get a sense of the spread of students' ratings.

4. Students' unedited comments (where provided)

Use these to develop a better understanding of specific reasons for students' ratings and consider possible steps to enhance course design or delivery.

## Evaluations submitted

Base			
Registered students	20	6	30%



## Comparative Summary - Instructor Rating

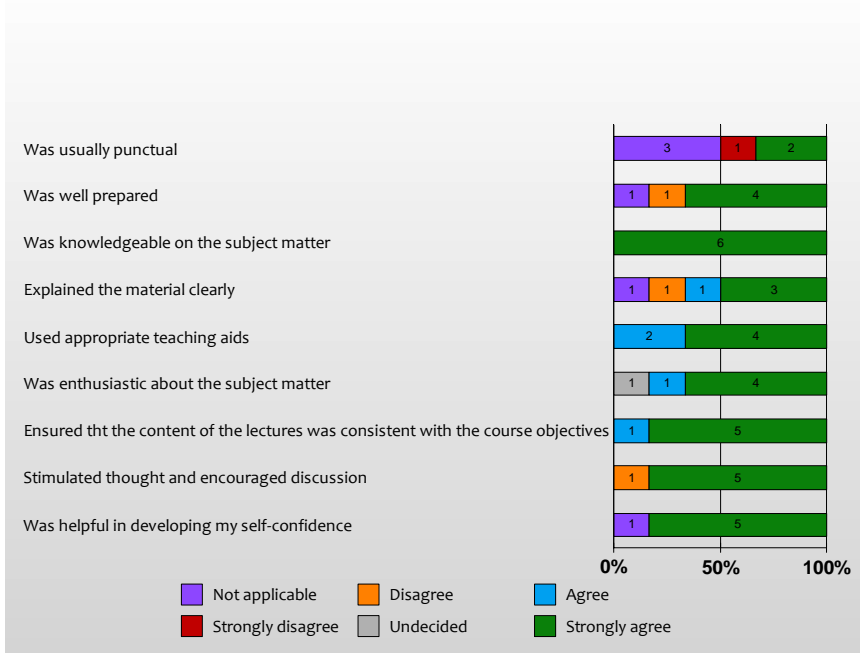
	Sample Course	Department A	Faculty of B
Was usually punctual	3.67	4.56	4.63
Was well prepared	4.40	4.56	4.54
Was knowledgeable on the subject matter	5.00	4.56	4.70
Explained the material clearly	4.20	4.56	4.35
Used appropriate teaching aids	4.67	4.11	4.52
Was enthusiastic about the subject matter	4.50	4.44	4.46
Ensured tht the content of the lectures was consistent with the course objectives	4.83	4.22	4.56
Stimulated thought and encouraged discussion	4.50	4.11	4.41
Was helpful in developing my self-confidence	5.00	4.00	4.28
<b>AVERAGE - INSTRUCTOR RATING</b>	<b>4.58</b>	<b>4.35</b>	<b>4.49</b>

## Comparative Summary - Course Rating

	Sample Course	Department A	Faculty of B
The course objectives were clear	4.83	4.56	4.46
The course structure was logical	4.50	4.44	4.37
The course material was intellectually challenging	5.00	4.11	4.44
The material covered in the course was appropriate to the programme	5.00	4.22	4.44
Work load was consistent with the credit rating for the course	4.67	4.33	3.85
The supporting course materials (e.g. texts, articles, reports) were appropriate to the course objectives	5.00	4.11	4.48
The supporting course materials were readily available	5.00	4.33	4.44
Course assignments / practicals were appropriate to course objectives	5.00	-	4.28
The coursework assignments or practicals were marked promptly	4.50	-	3.78
There was adequate feedback on coursework assignments / practicals	4.17	-	3.74
You would recomend this course to other students	4.17	4.00	4.22
<b>AVERAGE - COURSE RATING</b>	<b>4.71</b>	<b>4.27</b>	<b>4.24</b>



## Instructor Rating

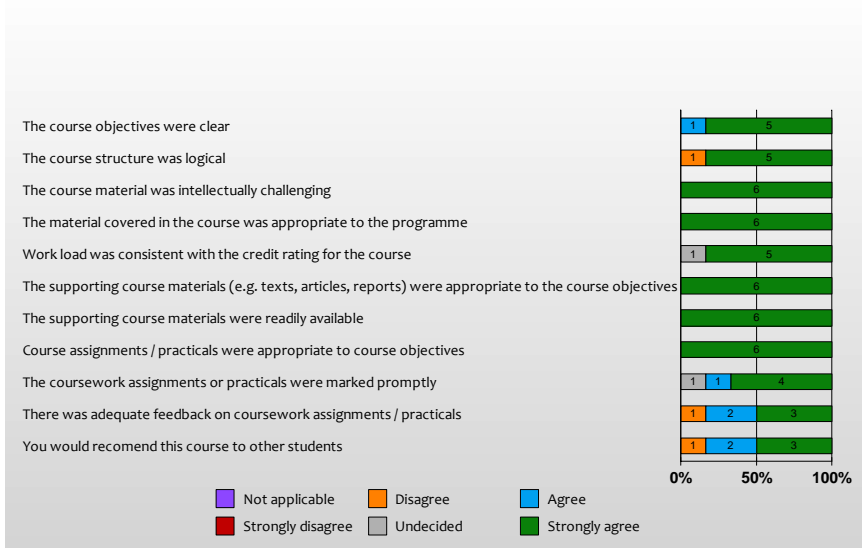


## Instructor Rating

	Total	Mean	Not applicable	Strongly disagree	Disagree	Undecided	Agree	Strongly agree
Was usually punctual	6	3.67	3 50.0%	1 16.7%	- -	- -	- -	2 33.3%
Was well prepared	6	4.40	1 16.7%	- -	1 16.7%	- -	- -	4 66.7%
Was knowledgeable on the subject matter	6	5.00	- -	- -	- -	- -	- -	6 100.0%
Explained the material clearly	6	4.20	1 16.7%	- -	1 16.7%	- -	1 16.7%	3 50.0%
Used appropriate teaching aids	6	4.67	- -	- -	- -	- -	2 33.3%	4 66.7%
Was enthusiastic about the subject matter	6	4.50	- -	- -	- -	1 16.7%	1 16.7%	4 66.7%
Ensured tht the content of the lectures was consistent with the course objectives	6	4.83	- -	- -	- -	- -	1 16.7%	5 83.3%
Stimulated thought and encouraged discussion	6	4.50	- -	- -	1 16.7%	- -	- -	5 83.3%
Was helpful in developing my self-confidence	6	5.00	1 16.7%	- -	- -	- -	- -	5 83.3%



## Course Rating



## Course Rating

	Total	Mean	Not applicable	Strongly disagree	Disagree	Undecided	Agree	Strongly agree
The course objectives were clear	6	4.83	-	-	-	-	1 16.7%	5 83.3%
The course structure was logical	6	4.50	-	-	1 16.7%	-	-	5 83.3%
The course material was intellectually challenging	6	5.00	-	-	-	-	-	6 100.0%
The material covered in the course was appropriate to the programme	6	5.00	-	-	-	-	-	6 100.0%
Work load was consistent with the credit rating for the course	6	4.67	-	-	-	1 16.7%	-	5 83.3%
The supporting course materials (e.g. texts, articles, reports) were appropriate to the course objectives	6	5.00	-	-	-	-	-	6 100.0%
The supporting course materials were readily available	6	5.00	-	-	-	-	-	6 100.0%
Course assignments / practicals were appropriate to course objectives	6	5.00	-	-	-	-	-	6 100.0%

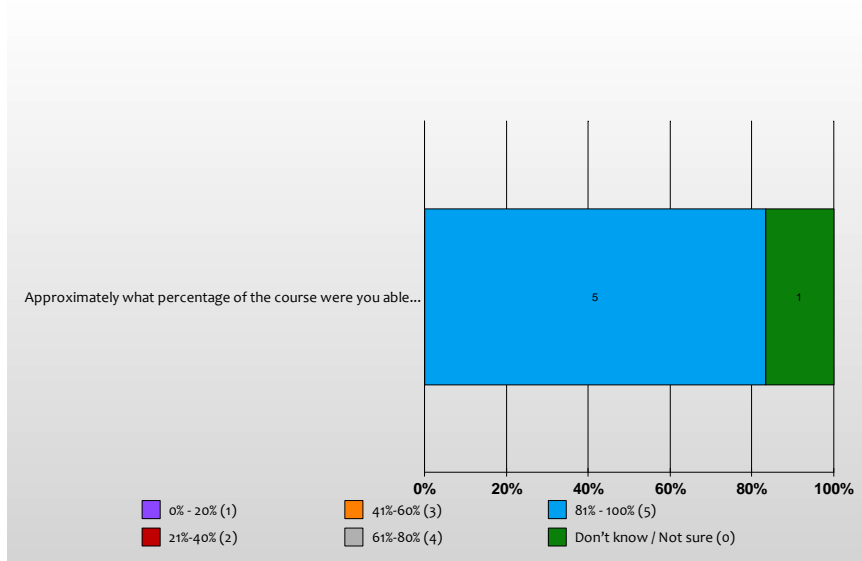


## Course Rating

	Total	Mean	Not applicable	Strongly disagree	Disagree	Undecided	Agree	Strongly agree
The coursework assignments or practicals were marked promptly	6	4.50	-	-	-	1 16.7%	1 16.7%	4 66.7%
There was adequate feedback on coursework assignments / practicals	6	4.17	-	-	1 16.7%	-	2 33.3%	3 50.0%
You would recomend this course to other students	6	4.17	-	-	1 16.7%	-	2 33.3%	3 50.0%



## Students' Attendance



## Students' Attendance

	Total	Mean	0% - 20% (1)	21% - 40% (2)	41% - 60% (3)	61% - 80% (4)	81% - 100% (5)	Don't know / Not sure (0)
Approximately what percentage of the course were you able...	6	4.17	-	-	-	-	5 83.3%	1 16.7%



## What did you like best about the course?

### What did you like BEST about the course?

The feedback provided by the instructor via the on-line discussions.

Valuable information

Increase in knowledge on the subject areas encompassing resource economics.

## What did you like least about the course?

### What did you like LEAST about the course?

The forum discussions

The lecturer had difficulty explaining the topics clearly and relating the material to real life examples.

That calculations were a minor aspect of the course.

## How could the course be improved?

### How could the course be improved?

Skype sessions ma<sup>n</sup> help.

