



The University of the West Indies
Cave Hill Campus

Student Evaluations
of

Sample Course
2015-16 Semester 1

COURSE REPORT

Prepared by: The Campus Quality Assurance Office (Office of the Principal)

January 2016

How to use this course report

This report includes:

1. The number of evaluations completed and the number of students registered for the class.

Use these data to consider the extent to which your results may reflect the views of the average student.

2. A comparative summary table

A snapshot of scores (means) for the course and the average scores across all co-curricular courses offered this semester. Means are based on weights of 1 (lowest value) to 5 (highest value) assigned to each student's responses. 'Not applicable' and 'Don't know/Not sure' responses have been excluded from this calculation.

Use this table to assess your performance compared to that of your peers and identify strengths and areas for improvement.

3. Detailed tables and graphs

Details of students' ratings in absolute numbers and percentages, including 'Not applicable' and 'Don't know/ Not sure' responses.

Use these to get a sense of the spread of students' ratings.

4. Students' undedited comments (where provided)

Use these to develop a better understanding of specific reasons for students' ratings and consider possible steps to enhance course design or delivery.

Evaluations submitted

		Base	
Registered Students	18	7	39%



Comparative Summary - Course Structure & Support

	Sample Course	Co-curricular Programme
Understand the course learning outcomes (that is, what students should know/ be able to do by the end of the course)	4.86	4.56
Understand what you needed to do to successfully complete the course	4.86	4.70
Understand how you could use the knowledge/skills developed during this course to achieve other goals (e.g. career, personal, further study)	4.86	4.36
Follow the progression from one topic to another	4.57	4.16
Manage the course workload / schedule	4.43	4.28
Consult your instructor(s), mentor(s), coach(es) etc) outside of class times (if needed)	4.25	4.15
AVERAGE - COURSE STRUCTURE & SUPPORT	4.67	4.38

Comparative Summary - Learning Activities

	Sample Course	Co-curricular Programme
Required me to apply concepts and theories to problems / practical scenarios	4.29	4.02
Encouraged me to refer to my previous experience or knowledge	4.43	4.00
Were interesting or intellectually stimulating	4.14	4.19
Helped me to gain knowledge or practise skills specified in the course learning outcomes	4.29	4.26
Encouraged me to interact with other students about course topics	3.86	4.14
Encouraged me to be creative / experiment	3.71	3.76
AVERAGE - LEARNING ACTIVITIES	4.12	4.06



Comparative Summary - Instructor Feedback

	Sample Course	Co-curricular Programme
Adequate	4.43	4.22
Provided in sufficient time to be useful	4.57	4.34
Helpful for developing / improving my knowledge or skills in this subject	4.43	4.36
AVERAGE - FEEDBACK	4.48	4.31

Comparative Summary - Course Resources

	Sample Course	Co-curricular Programme
The learning venue was suitable (classroom, lab, theatre, sporting facilities, office etc)	3.86	4.24
Equipment for teaching was adequate (e.g. sports equipment, projector, audio equipment etc)	4.14	4.03
Learning resources were useful (e.g. handouts, electronic copies of slides, e-learning, multimedia etc)	4.43	4.18
Recommended readings (electronic or print) were readily available at the Library	3.00	4.13
Recommended textbooks were readily available at the Bookshop	3.00	4.08
AVERAGE - COURSE RESOURCES	4.04	4.14



Comparative Summary - Overall Opinion

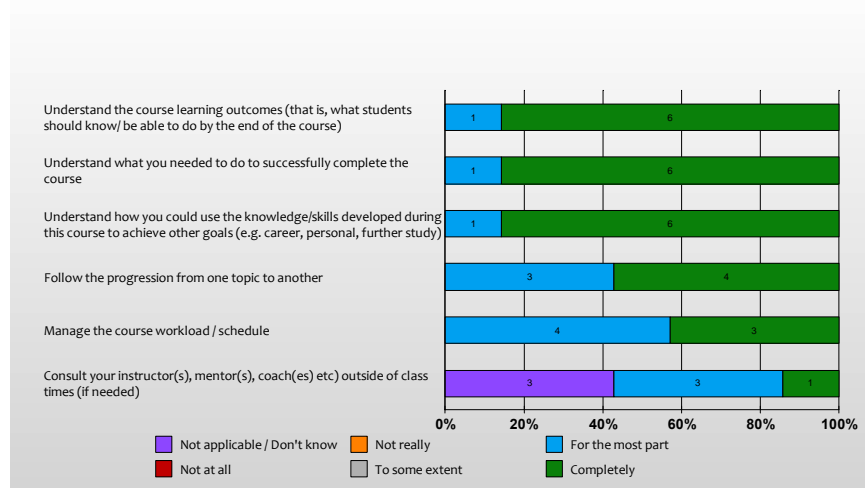
	Sample Course	Co-curricular Programme
I would recommend this course to other students	5.00	4.58
I think I have achieved / expect to achieve the course learning outcomes	4.71	4.69

Comparative Summary - Students' Attendance

	Sample Course	Co-curricular Programme
	5	5



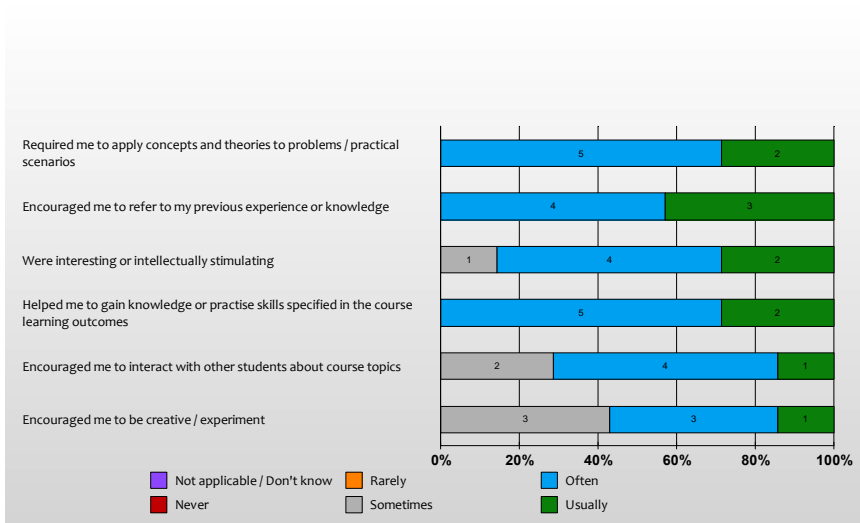
About Course Structure and Support



	Total	Mean	Not applicable / Don't know	Not at all	Not really	To some extent	For the most part	Completely
Understand the course learning outcomes (that is, what students should know/ be able to do ...	7	4.86	-	-	-	-	1 14.3%	6 85.7%
Understand what you needed to do to successfully complete the course	7	4.86	-	-	-	-	1 14.3%	6 85.7%
Understand how you could use the knowledge-/skills developed during this course to achiev...	7	4.86	-	-	-	-	1 14.3%	6 85.7%
Follow the progression from one topic to another	7	4.57	-	-	-	-	3 42.9%	4 57.1%
Manage the course workload / schedule	7	4.43	-	-	-	-	4 57.1%	3 42.9%
Consult your instructor(s), mentor(s), coach(es) etc outside of class times (if needed)	7	4.25	3 42.9%	-	-	-	3 42.9%	1 14.3%



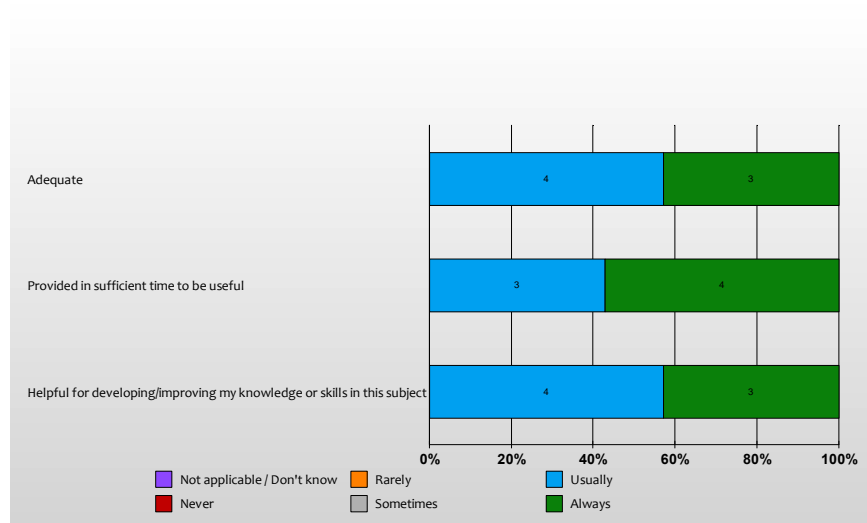
About Learning Activities



	Total	Mean	Not applicable / Don't know	Never	Rarely	Sometimes	Often	Usually
Required me to apply concepts and theories to problems / practical scenarios	7	4.29	-	-	-	-	5 71.4%	2 28.6%
Encouraged me to refer to my previous experience or knowledge	7	4.43	-	-	-	-	4 57.1%	3 42.9%
Were interesting or intellectually stimulating	7	4.14	-	-	-	1 14.3%	4 57.1%	2 28.6%
Helped me to gain knowledge or practise skills specified in the course learning outcomes	7	4.29	-	-	-	-	5 71.4%	2 28.6%
Encouraged me to interact with other students about course topics	7	3.86	-	-	-	2 28.6%	4 57.1%	1 14.3%
Encouraged me to be creative / experiment	7	3.71	-	-	-	3 42.9%	3 42.9%	1 14.3%



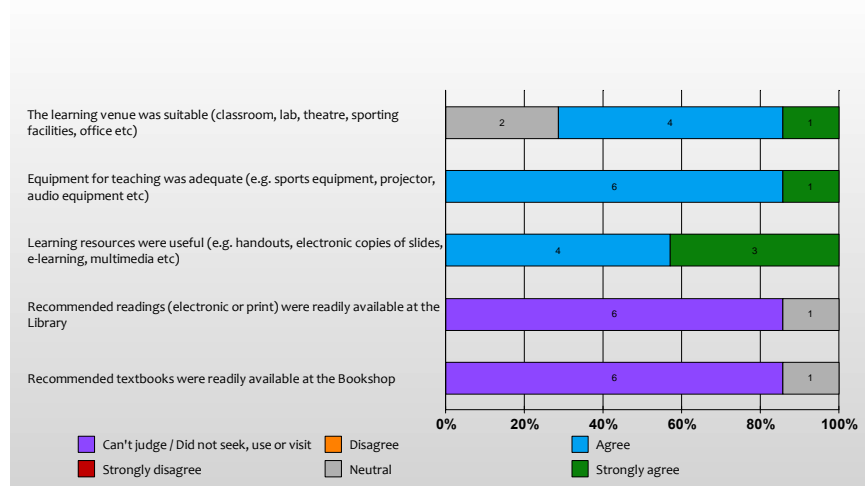
About Instructor Feedback



	Total	Mean	Not applicable / Don't know	Never	Rarely	Sometimes	Usually	Always
Adequate	7	4.43	-	-	-	-	4 57.1%	3 42.9%
Provided in sufficient time to be useful	7	4.57	-	-	-	-	3 42.9%	4 57.1%
Helpful for developing/improving my knowledge or skills in this subject	7	4.43	-	-	-	-	4 57.1%	3 42.9%



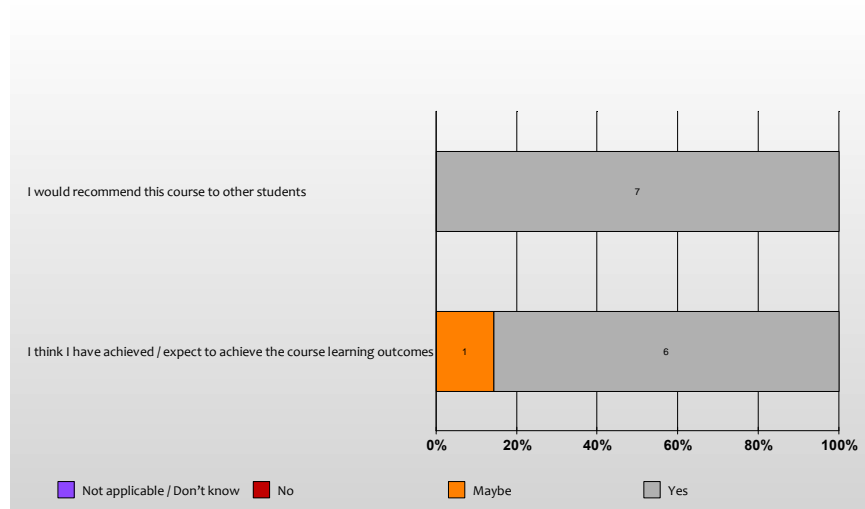
About Course Resources



	Total	Mean	Can't judge / Did not seek, use or visit	Strongly disagree	Disagree	Neutral	Agree	Strongly agree
The learning venue was suitable (classroom, lab, theatre, sporting facilities, office etc)	7	3.86	-	-	-	2 28.6%	4 57.1%	1 14.3%
Equipment for teaching was adequate (e.g. sports equipment, projector, audio equipment etc)	7	4.14	-	-	-	-	6 85.7%	1 14.3%
Learning resources were useful (e.g. handouts, electronic copies of slides, e-learning, multimedia etc)	7	4.43	-	-	-	-	4 57.1%	3 42.9%
Recommended readings (electronic or print) were readily available at the Library	7	3.00	6 85.7%	-	-	1 14.3%	-	-
Recommended textbooks were readily available at the Bookshop	7	3.00	6 85.7%	-	-	1 14.3%	-	-



Overall Opinion

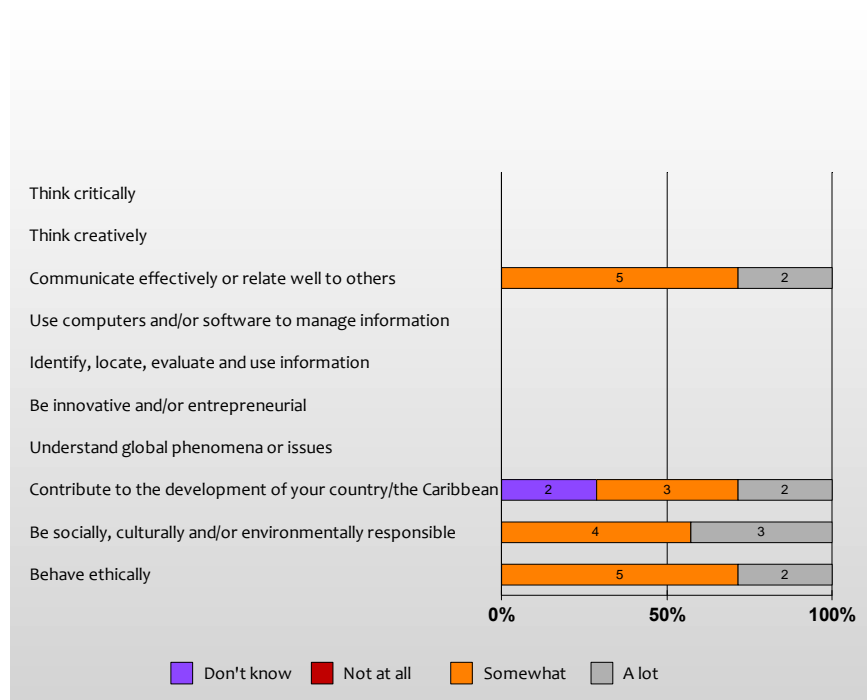


	Total	Mean	Not applicable / Don't know	No	Maybe	Yes
I would recommend this course to other students	7	5.00	-	-	-	7 100.0%
I think I have achieved / expect to achieve the course learning outcomes	7	4.71	-	-	1 14.3%	6 85.7%



Students' Self-Assessment - Course Impact

Has taking this course enhanced your ability to ...?

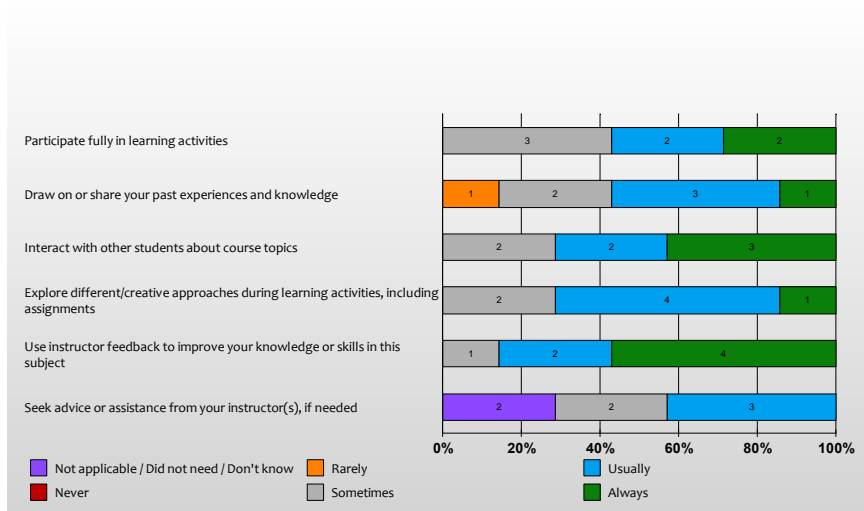


	Total	Mean	Don't know	Not at all	Somewhat	A lot
Think critically	-	-	-	-	-	-
Think creatively	-	-	-	-	-	-
Communicate effectively or relate well to others	7	3.57	-	-	5 71.4%	2 28.6%
Use computers and/or software to manage information	-	-	-	-	-	-
Identify, locate, evaluate and use information	-	-	-	-	-	-
Be innovative and/or entrepreneurial	-	-	-	-	-	-
Understand global phenomena or issues	-	-	-	-	-	-

	Total	Mean	Don't know	Not at all	Somewhat	A lot
Contribute to the development of your country/the Caribbean	7	3.80	2 28.6%	- -	3 42.9%	2 28.6%
Be socially, culturally and/or environmentally responsible	7	3.86	- -	- -	4 57.1%	3 42.9%
Behave ethically	7	3.57	- -	- -	5 71.4%	2 28.6%



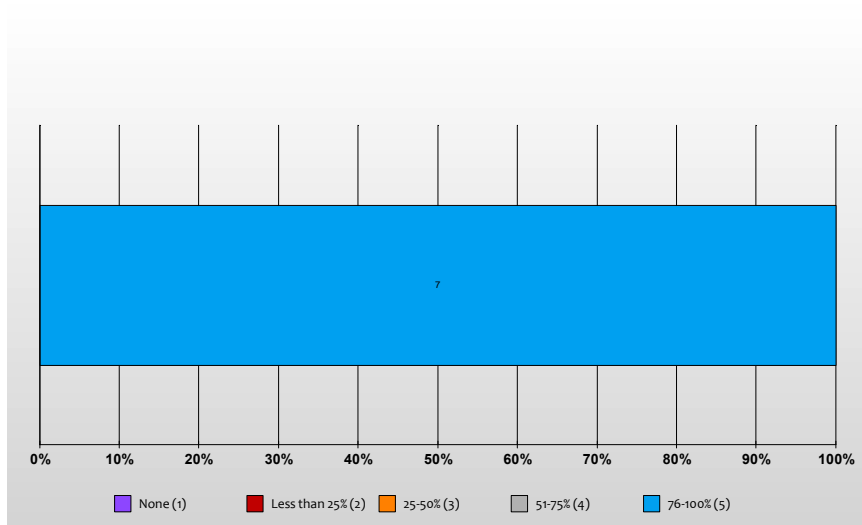
Students' Self-Assessment - Participation During this course, did you...?



	Total	Mean	Not applicable / Did not need / Don't know	Never	Rarely	Sometimes	Usually	Always
Participate fully in learning activities	7	3.86	-	-	-	3 42.9%	2 28.6%	2 28.6%
Draw on or share your past experiences and knowledge	7	3.57	-	-	1 14.3%	2 28.6%	3 42.9%	1 14.3%
Interact with other students about course topics	7	4.14	-	-	-	2 28.6%	2 28.6%	3 42.9%
Explore different/creative approaches during learning activities, including assignments	7	3.86	-	-	-	2 28.6%	4 57.1%	1 14.3%
Use instructor feedback to improve your knowledge or skills in this subject	7	4.43	-	-	-	1 14.3%	2 28.6%	4 57.1%
Seek advice or assistance from your instructor(s), if needed	7	3.60	2 28.6%	-	-	2 28.6%	3 42.9%	-



Students' Attendance
Approximately how many course sessions were you able to attend?



Base	Mean	None (1)	Less than 25% (2)	25-50% (3)	51-75% (4)	76-100% (5)
7	5	-	-	-	-	7
100.0%		-	-	-	-	100.0%



What did you like best about the course?

What did you like best about the course?

Learning activities

The relatableness, the course and content was very practical.

The ways in which simple stuff e.g books or things or interest were used to bring out a point or help introduce ideas

Betters you as a person/individual

The well coordinated and interactive nature of the course.

Doing the reflective journal

What did you like least about the course?

What did you like least about the course?

the room was usual too cold. That was a disadvantage in that my mind was always distracted and my allergies acted up occasionally.

Sometimes it were as if conversation were being forced

All activities were not always executed as desired due to the confined space of the classroom

The 2 hours allocated for it.

How could the course be improved?

How could the course be improved?

Maybe relocating the class room. Also having a rest week after the heavy content session or not always using the full 2 hours.

The course as it stands was an Excellent course. improvements can be made in location: the amount of student enrolled in the class vs class size can be looked at. This course in a predominantly interactive course and entails role play and other various activities.

Nothing

